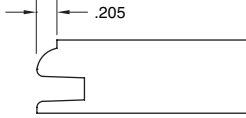
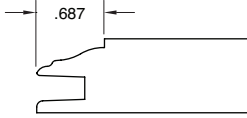



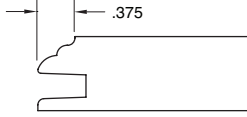
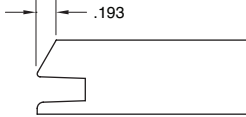
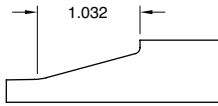
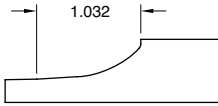

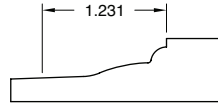
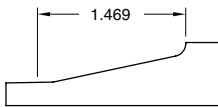

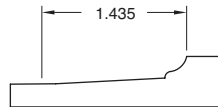
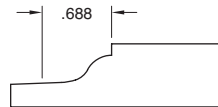
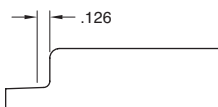
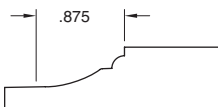
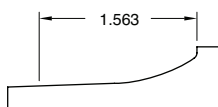
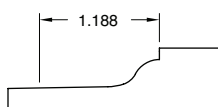
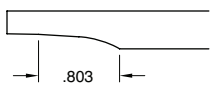
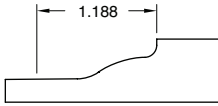


Not all framing beads and panel raises are available with all door designs.
Design charges include choice of framing bead and panel raise.

Framing Beads

 Regular 3/4" and 1"	 Elite 3/4" only	 Ogee 3/4" and 1"	 Square 3/4" and 1"
 F-007 3/4" only	 F-877 3/4" only	 F-1223 3/4" only	

Panel Raises (dimensions are for 3/4" doors only)

 Slant 3/4" and 1" Doors	 G-Cove 3/4" and 1" Doors	 Louis XIII 3/4" Doors only	 M-Bead 3/4" and 1" Doors
 P-008 3/4" and 1" Doors	 P-057 3/4" and 1" Doors	 P-106 3/4" Doors only	 P-125 3/4" Doors only
 P-225* 3/4" Doors only	 P-420 3/4" Doors only	 P-602 3/4" Doors only	 Presidential 3/4" Doors only
 Reverse G-Cove 3/4" and 1" Doors	 RM 3/4" and 1" Doors		

*P-225 raise not available when Colourtones, primers or Prism Paints are ordered.

All published 3/4" raises are available in hybrid products except P-106. Hybrid products consist of MDF panel and solid wood framing. 3/4" thick doors measure 5/8" finished panel thickness except Reverse G-Cove and P-057 which measure 3/8" thick and P-106 which measures 1/2" thick.

All published 1" raises available in hybrid products except P-057 and Reverse G-Cove.

1" thick doors measure 3/4" finished panel thickness except Reverse G-Cove and P-057 which measures 1/2" thick; not available with MDF panels.

Images shown are not to scale.