



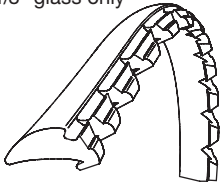

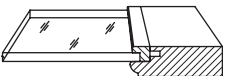
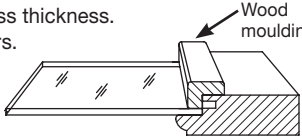
Wood and 5-Piece MDF Frame Only Doors

Most Conestoga wood and MDF door designs are available with a frame only option to match your solid panel door designs. Frame only doors are a perfect accent and can accommodate a wide array of decorative glass, wire mesh and other inserts.

Pricing

To calculate frame only door square foot material charges use 9" for the width, regardless of actual width, multiplied by the actual height, divided by 144. Multiply total square footage by the appropriate material charge found in the Material Pricing Guide. Add the material charge to the design charge of the desired door style.

- For TW and CRP designs, use the CRP design charge and category B material charges. For example, TW-20 and CRP-20 both use the CRP-20 design charge. Most applied moulding designs use material category C.
- Frame only products exceeding 50" in width and height receive a \$50 upcharge for manual sanding and special handling.

Frame Only and Mullion Framing Options		
 <p>Regular bead shown</p> <p>Frame only doors come standard with glass retainer moulding groove.</p>	 <p>Non-grooved framing is available. Simply specify "No rout for retainer moulding" in the special instructions portion of the order form.</p>	
Retainer Moulding Options (specify moulding number)		
<p>Clear (standard) for 1/8" glass only</p> 	<p>#906, for 1/8" glass only</p>  <p>#907, for 1/4" glass</p> 	<p>#52 for varying glass thickness. Use on radius doors.</p>  <p>#83 (similar to #52) for Barcelona, Bristol, Cortland, CRP-10209 and TW-10916. Wood retainer mouldings should be predrilled to avoid splitting.</p>

Wood and 5-Piece MDF Mullion Doors

Conestoga offers a wide variety of mullion configurations and options. Mullions illustrated on the following pages are only a representation of the available patterns. Contact our Special Designs Department for additional mullion information. MDF mullion doors will be constructed with MDF framing and Paint Grade Hard Maple mullion strips.

Pricing

To calculate mullion door square foot material charges use 9" for the width, regardless of actual width, multiplied by the actual height, divided by 144. Multiply total square footage by the appropriate material charge found in the Material Pricing Guide. Add the material charge to the design charge of the desired door. Add appropriate lite charges indicated in the Mullion Design chart.


- For TW and CRP designs, use the CRP design charge and category B material charges. For example TW-20 and CRP-20 both use the CRP-20 design charge.
- Availability of miter and applied moulding mullion doors is listed throughout the Doors and Drawer Fronts section and the MDF/Alternative Materials section. Use published design charge plus material category.
- Most miter designs default to Regular bead profile on the mullion strips. Contact Customer Service for mullion profile confirmation.

Wood and 5-Piece MDF Mullion Design Options		
Design	Price	Design Notes
F-007, Regular and Ogee bead mullions F-1223, Square bead mullions	\$3.40/lite 3.90/lite	<ul style="list-style-type: none"> • Fitted for one piece of glass per door.
Elite, F-877, Special (mullion bead differs from framing bead) Odd mullion configuration <i>Odd mullion configuration 1-piece MDF doors will be priced by our Special Designs Department.</i>	9.10/lite 11.60/door	<ul style="list-style-type: none"> • Fitted for one piece of glass per door. • Special mullions apply to all miter designs except CRP-10 Miter.
True Divided Lites F-007, Regular and Ogee bead mullions F-1223, Square bead mullions F-877, Elite/Special (mullion bead differs from framing bead) Odd mullion configuration	8.25/lite 8.75/lite 13.95/lite 11.60/door	<ul style="list-style-type: none"> • Fitted for individual pieces of glass per lite. • These doors have 7/8" wide mullions unless otherwise specified. • Glass retainer moulding not supplied.
Mullion Width Details		Frame Only and Mullion Framing Options
Framing Bead	Mullion Width	
Regular	5/8" wide for 3/4" thick doors 3/4" wide for 1" thick doors	<p>Regular bead shown</p> <ul style="list-style-type: none"> • Mullion doors come standard with glass retainer moulding groove. • Non-grooved framing is available. Simply specify "No rout for retainer moulding" in the special instructions portion of the order form.
Elite, F-877, F-1223, Square	5/8"	
F-007	15/16"	
Ogee	7/8"	
Retainer Moulding Options (specify moulding number)		
Clear (standard) for 1/8" glass only 	#906 , for 1/8" glass only #907 , for 1/4" glass 	#52 for varying glass thickness. Use on radius doors. Wood moulding #83 (similar to #52) for Barcelona, Bristol, Cortland, CRP-10209 and TW-10916. Wood retainer mouldings should be predrilled to avoid splitting.

1-Piece MDF Mullion and Frame Only Doors

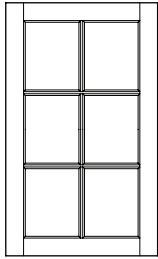
1-Piece MDF Mullion and Frame Only Pricing		
Design	Design Charge	Material Charge
Radius Corner Series	Design Charge x 1.25	Calculate material charge using actual square footage (width x height) ÷ 144 x appropriate material charge.
Square Corner Series	Design Charge x 1.6	
Mullion Lite Options		
Mullion lite placement will be balanced. Indicate number of lites desired.		
Design	Price	Design Notes
Standard Lites	\$3.40 per lite	<ul style="list-style-type: none"> Standard mullion lites have radius corners, are fitted for one piece of glass, and are used on RC series doors. Mullions available: 10RC, 10RC2, 10RC3, 30RC.
Special Lites	\$9.10 per lite	<ul style="list-style-type: none"> Special mullion lites are fitted for one piece of glass, have square corners, and are used on applicable SQ Series doors. Mullions available: 10SQ3, 10SQ5, 20SQ3, 30SQ3.
Clear plastic moulding is standard on MDF mullion doors. If using glass other than 1/8" thick, specify our #52 moulding retainer.		

Frame Only with Panel



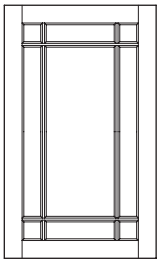
- Most 5-piece wood and MDF door designs are available with a frame only and panel.
- Only available as a 2 opening upright door. Specify frame only opening dimensions.
- All published wood species and select MDF designs are available.
- All 3/4" framing beads available. Regular, Ogee and Square also available in 1".
- For panel, all published panel raises and plywood panel designs are available (subject to design limitations).
- Clear plastic retainer moulding standard unless otherwise specified. Wood retainer moulding or no retainer moulding options available.
- True divided lite option available. Upcharge applies.
- List pricing is design charge x 2 plus \$10.00 option charge.
- Mullion with panel also available. Contact Special Designs.

Mullion Doors



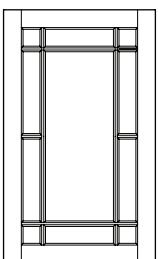
Standard Lite Mullion

- Specify 4-lite, 6-lite, 8-lite, 10-lite or 12-lite when ordering.
- All lites will be evenly spaced unless otherwise requested. Odd mullion configuration charges will apply if custom spacing is requested.
- Standard Lite Mullions will be configured two lites wide regardless of size unless otherwise requested.
- All 3/4" framing beads available. Regular, Ogee, Square and Elite also available in 1".
- Matching mullion profiles in F-007, F-1223, Regular, Ogee and Square. Elite and F-877 framing beads receive Regular bead mullion profile.
- Minimum door size – 7-7/8" x 7-7/8" with 2-5/16" wide framing.
- Clear plastic retainer moulding standard unless otherwise specified. Wood retainer moulding or no retainer moulding options available.
- True divided lite option available. Upcharge applies.



9-Lite Offset Mullion*

- 9-lite Offset Mullion features 2" x 2" corner lites standard.
- All 3/4" framing beads available. Regular, Ogee, Square and Elite also available in 1".
- Matching mullion profiles in F-007, F-1223, Regular, Ogee and Square. Elite and F-877 framing beads receive Regular bead mullion profile.
- Minimum door size – 11-7/8" x 11-7/8" with 2-5/16" wide framing.
- Clear plastic retainer moulding standard unless otherwise specified. Wood retainer moulding or no retainer moulding options available.
- Odd mullion configurations upcharge applies.
- True divided lite option available. Upcharge applies.

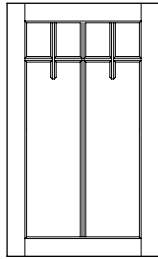


11-Lite Offset Mullion*

- 11-lite Offset Mullion features 2" x 2" corner lites standard.
- All 3/4" framing beads available. Regular, Ogee, Square and Elite also available in 1".
- Matching mullion profiles in F-007, F-1223, Regular, Ogee and Square. Elite and F-877 framing beads receive Regular bead mullion profile.
- Minimum door size – 11-7/8" x 14-5/8" with 2-5/16" wide framing.
- Clear plastic retainer moulding standard unless otherwise specified. Wood retainer moulding or no retainer moulding options available.
- Odd mullion configurations upcharge applies.
- True divided lite option available. Upcharge applies.

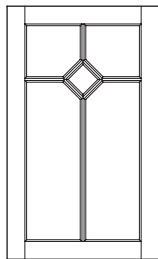
***Caution:** Long, continuous mullion strips are highly susceptible to bowing and warping. This condition is typically the result of moisture absorption and expansion of door framing which applies pressure against the mullion strips. Conestoga does not warranty mullions that bow due to exposure to high humidity conditions or environments. A clear adhesive applied between the back of the mullion strip and glass panel may help reduce the amount of noticeable mullion movement. Standard lite mullions are recommended for use in high moisture conditions.

Mullion Doors (continued)



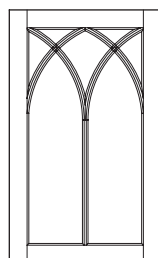
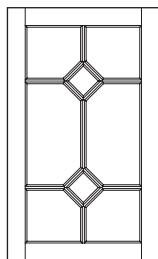
Odyssey Mullion*

- A 6 lite design with two mullion strips extending below horizontal mullion.
- A dimensioned sketch must accompany each Odyssey Mullion order.
- All 3/4" framing beads available. Regular, Ogee, Square and Elite also available in 1".
- Matching mullion profiles in F-007, F-1223, Regular, Ogee and Square. Elite and F-877 framing beads receive Regular bead mullion profile.
- Minimum door size – 14-7/8" x 11-3/8" with 2-5/16" wide framing.
- Clear plastic retainer moulding standard unless otherwise specified. Wood retainer moulding or no retainer moulding options available.
- Odd mullion configurations upcharge applies.
- True divided lite option available. Upcharge applies.



Diamond Mullion* / Double Diamond Mullion*

- Diamond Mullion features a 4" x 4" diamond lite centered in the width of the door opening and 4-1/2" from the top rail. The Double Diamond Mullion features two 4" x 4" diamond lites centered in the width of the door opening and 4-1/2" from top and bottom rails.
- All 3/4" framing beads available. Regular, Ogee, Square and Elite also available in 1".
- Matching mullion profiles in F-007, F-1223, Regular, Ogee and Square. Elite and F-877 framing beads receive Regular bead mullion profile.
- Diamond Mullion minimum door size – 12-5/8" x 18-5/8" with 2-5/16" wide framing. Double Diamond minimum door size – 12-5/8" x 25-1/4" with 2-5/16" wide framing.
- Clear plastic retainer moulding standard unless otherwise specified. Wood retainer moulding or no retainer moulding options available.
- Diamond Mullion receives a 5 lite design charge. Double Diamond Mullion receives an 8 lite design charge.
- Odd mullion configurations upcharge applies.
- For Diamond Mullion pricing add \$120.00 list to door design charge, then add individual lite charges and odd configuration upcharge. For Double Diamond Mullion pricing add \$180.00 list to door design charge, then add individual lite charges and odd configuration upcharge.

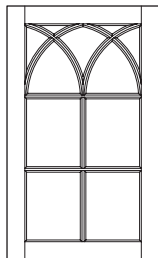


Arched Lite Mullion*

- Arched Lite Mullions feature 7 radius lites.
- All 3/4" framing beads available except F-877, F1223 and Elite. Regular, Ogee and Square also available in 1". Ogee and F-007 framing bead may burnish when coped.
- Matching mullion profiles in F-007, Regular, Ogee and Square.
- Minimum door size – 11-5/8" x 9-5/8" with 2-5/16" wide framing.
- Clear plastic retainer moulding standard unless otherwise specified. Wood retainer moulding or no retainer moulding options available.
- Arched Lite Mullions will be quoted through Special Designs.
- A drawing will be sent to customer for approval prior to manufacturing process beginning.

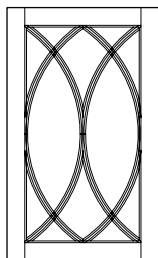
***Caution:** Long, continuous mullion strips are highly susceptible to bowing and warping. This condition is typically the result of moisture absorption and expansion of door framing which applies pressure against the mullion strips. Conestoga does not warranty mullions that bow due to exposure to high humidity conditions or environments. A clear adhesive applied between the back of the mullion strip and glass panel may help reduce the amount of noticeable mullion movement. Standard lite mullions are recommended for use in high moisture conditions.

Mullion Doors (continued)



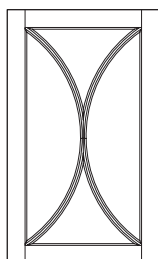
Arch Lite with Horizontal Lite Mullion

- Features 11 radius lites – rectangular lites will vary depending on height of door.
- 3/4" F-007, F-1223, Regular, Ogee and Square framing beads available. Regular, Ogee and Square also available in 1". Ogee and F-007 framing beads may burnish when coped.
- Matching mullion profiles in F-007, F-1223, Regular, Ogee and Square.
- Minimum door size – 11-5/8" x 9-5/8" with 2-5/16" wide framing.
- Clear plastic retainer moulding standard unless otherwise specified. Wood retainer moulding or no retainer moulding options available.
- Must be quoted through Special Designs. Additional lead-time is required.
- A drawing will be sent to customer for approval prior to manufacturing process beginning.



Continuous Double Arched Lite Mullion*

- Continuous Double Arched Lite Mullions feature 12 radius lites.
- All 3/4" framing beads available except F-877 and Elite. Regular, Ogee and Square also available in 1". Ogee and F-007 framing bead may burnish when coped.
- Matching mullion profiles in F-007, F-1223, Regular, Ogee and Square.
- Minimum door size – 11-5/8" x 14-15/16" with 2-5/16" wide framing.
- Clear plastic retainer moulding standard unless otherwise specified. Wood retainer moulding or no retainer moulding options available.
- Continuous Double Arched Lite Mullions quoted through Special Designs.
- A drawing will be sent to customer for approval prior to manufacturing.

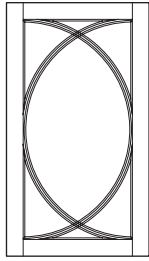


Double Bow Mullion

- Features 4 radius lites. Two symmetrical arches intersect in center of door opening.
- All 3/4" framing beads available. Regular, Ogee, Square and Elite also available in 1".
- Matching mullion profiles in F-007, F-1223, Regular, Ogee and Square. Elite and F-877 framing beads receive Regular bead mullion profile.
- Minimum door size – 11-5/8" x 11-5/8" with 2-5/16" wide framing.
- Clear plastic retainer moulding standard unless otherwise specified. Wood retainer moulding or no retainer moulding options available.
- Must be quoted through Special Designs. Additional lead-time is required.
- Configuration not available with all sizes. A drawing will be sent to customer for approval prior to manufacturing process beginning.

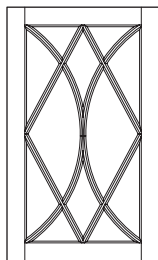
***Caution:** Long, continuous mullion strips are highly susceptible to bowing and warping. This condition is typically the result of moisture absorption and expansion of door framing which applies pressure against the mullion strips. Conestoga does not warranty mullions that bow due to exposure to high humidity conditions or environments. A clear adhesive applied between the back of the mullion strip and glass panel may help reduce the amount of noticeable mullion movement. Standard lite mullions are recommended for use in high moisture conditions.

Mullion Doors (continued)




Vesica Mullion

- Features 7 radius lites.
- 3/4" F-007, F-1223, Regular, Ogee and Square framing beads available. Regular, Ogee and Square also available in 1".
- Matching mullion profiles in F-007, F-1223, Regular, Ogee and Square.
- Minimum door size – 8-5/8" x 15-15/16" with 2-5/16" wide framing.
- Clear plastic retainer moulding standard unless otherwise specified. Wood retainer moulding or no retainer moulding options available.
- Must be quoted through Special Designs. Additional lead-time is required.
- Configuration not available with all sizes. A drawing will be sent to customer for approval prior to manufacturing process beginning.




Double Bow Diamond Mullion

- Features double arch mullions and centered diamond with total of 12 lites.
- All 3/4" framing beads available except Elite. Regular, Ogee and Square also available in 1".
- Matching mullion profiles in F-007, F-1223, Regular, Ogee and Square. F-877 framing bead receives Regular bead mullion profile.
- Minimum door size – 11-5/8" x 14-15/16" with 2-5/16" wide framing.
- Clear plastic retainer moulding standard unless otherwise specified. Wood retainer moulding or no retainer moulding options available.
- Must be quoted through Special Designs.
- Configuration not available with all sizes. A drawing will be sent to customer for approval prior to manufacturing process beginning.



Single / Double Diamond Swag Mullion

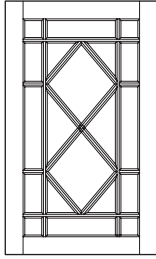
- Features concave-shaped diamond(s) with 5 lites for Single Mullion and 8 lites for Double Mullion.
- All 3/4" framing beads available except F-877 and Elite. Regular, Ogee and Square also available in 1". Ogee and F-007 framing bead may burnish when coped.
- Matching mullion profiles in F-007, F-1223, Regular, Ogee and Square.
- Minimum door size –
Single – 11-5/8" x 11-5/8" with 2-5/16" wide framing.
Double – 11-5/8" x 23"



- Clear plastic retainer moulding standard unless otherwise specified. Wood retainer moulding or no retainer moulding options available.
- Must be quoted through Special Designs.
- Configuration not available with all sizes. A drawing will be sent to customer for approval prior to manufacturing process beginning.

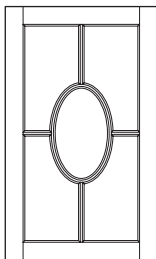
***Caution:** Long, continuous mullion strips are highly susceptible to bowing and warping. This condition is typically the result of moisture absorption and expansion of door framing which applies pressure against the mullion strips. Conestoga does not warranty mullions that bow due to exposure to high humidity conditions or environments. A clear adhesive applied between the back of the mullion strip and glass panel may help reduce the amount of noticeable mullion movement. Standard lite mullions are recommended for use in high moisture conditions.

Mullion Doors (continued)



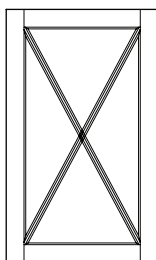
20 Lite Double Diamond Mullion*

- Features 20 lites with 2 diamond lites centered in door opening.
- All 3/4" framing beads available. Regular, Ogee, Square and Elite also available in 1".
- Matching mullion profiles in F-007, F-1223, Regular, Ogee and Square. Elite and F-877 framing beads receive Regular bead mullion profile.
- Minimum door size – 12-5/8" x 18-5/8" with 2-5/16" wide framing.
- Clear plastic retainer moulding standard unless otherwise specified. Wood retainer moulding or no retainer moulding options available.
- Configuration not available with all sizes. A drawing will be sent to customer for approval prior to manufacturing process beginning.



Elliptical Mullion*

- Features an elliptical shape centered in the middle of the door opening.
- Minimum opening of the elliptical shape is 2-1/2" x 5". Must specify size of the centered elliptical shape.
- All 3/4" framing beads available. Regular, Ogee, Square and Elite also available in 1".
- Matching mullion profiles in F-007, F-1223, Regular, Ogee and Square. Elite and F-877 framing beads receive Regular bead mullion profile.
- Minimum door size – 12-5/8" x 13-5/8" with 2-5/16" wide framing.
- Clear plastic retainer moulding standard unless otherwise specified. Wood retainer moulding or no retainer moulding options available.
- Must be quoted through Special Designs.
- A drawing will be sent to customer for approval prior to manufacturing process beginning.

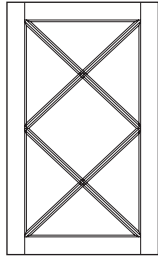


X-Lite Mullion*

- Features diagonal mullion pattern.
- All 3/4" framing beads available. Regular, Ogee, Square and Elite beads also available in 1".
- Matching mullion profiles in F-007, F-1223, Regular, Ogee and Square. Elite and F-877 framing beads receive Regular bead mullion profile.
- Minimum door size – 8-5/8" x 8-5/8" with 2-5/16" wide framing.
- Clear plastic retainer moulding standard unless otherwise specified. Wood retainer moulding or no retainer moulding options available.
- X-Lite Mullion receives a 4 lite design charge.
- Odd mullion configurations upcharge applies.
- For X-Lite Mullion pricing add \$105.00 list to door design charge, then add individual lite charges and odd configuration upcharge.

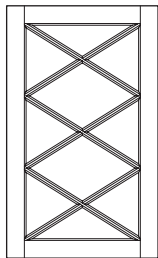
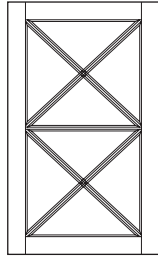
***Caution:** Long, continuous mullion strips are highly susceptible to bowing and warping. This condition is typically the result of moisture absorption and expansion of door framing which applies pressure against the mullion strips. Conestoga does not warranty mullions that bow due to exposure to high humidity conditions or environments. A clear adhesive applied between the back of the mullion strip and glass panel may help reduce the amount of noticeable mullion movement. Standard lite mullions are recommended for use in high moisture conditions.

Mullion Doors (continued)



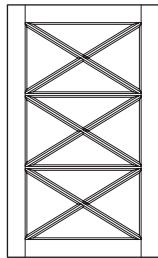
Double X Mullion / Double X Horizontal Lite Mullion

- Features two diagonal crisscrossed mullion patterns.
- Available with or without one centered horizontal mullion.
- All 3/4" framing beads available. Regular, Ogee, Square and Elite beads also available in 1".
- Matching mullion profiles in F-007, F-1223, Regular, Ogee and Square. Elite and F-877 framing beads receive Regular bead mullion profile.
- Minimum door size – 8-5/8" x 13-1/8" with 2-5/16" wide framing.
- Clear plastic retainer moulding standard unless otherwise specified. Wood retainer moulding or no retainer moulding options available.
- Double X Mullion receives a 7 lite design charge; Double X Horizontal Lite Mullion receives an 8 lite design charge.
- Double X and Double X Horizontal Lite Mullion openings are equal.
- Odd mullion configurations upcharge applies.
- For Double X Mullion pricing add \$210.00 list to door design charge, then add individual lite charges and odd configuration upcharge. For Double X Horizontal Lite Mullion pricing add \$215.00 list to door design charge, then add individual lite charges and odd configuration upcharge.



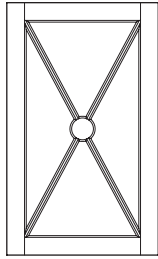
Triple X Mullion / Triple X Horizontal Lite Mullion

- Features three diagonal crisscrossed mullion patterns.
- Available with or without two centered horizontal mullions.
- All 3/4" framing beads available. Regular, Ogee, Square and Elite beads also available in 1".
- Matching mullion profiles in F-007, F-1223, Regular, Ogee and Square. Elite and F-877 framing beads receive Regular bead mullion profile.
- Minimum door size – 8-5/8" x 17-3/4" with 2-5/16" wide framing.
- Clear plastic retainer moulding standard unless otherwise specified. Wood retainer moulding or no retainer moulding options available.
- Triple X Mullion receives a 10 lite design charge; Triple X Horizontal Lite Mullion receives a 12 lite design charge.
- Triple X and Triple X Horizontal Lite Mullion openings are equal.
- Odd mullion configurations upcharge applies.
- For Triple X Mullion pricing add \$305.00 list to door design charge, then add individual lite charges and odd configuration upcharge. For Triple X Horizontal Lite Mullion pricing add \$315.00 list to door design charge, then add individual lite charges and odd configuration upcharge.

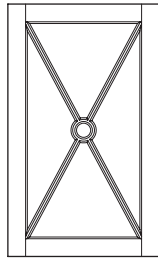


***Caution:** Long, continuous mullion strips are highly susceptible to bowing and warping. This condition is typically the result of moisture absorption and expansion of door framing which applies pressure against the mullion strips. Conestoga does not warranty mullions that bow due to exposure to high humidity conditions or environments. A clear adhesive applied between the back of the mullion strip and glass panel may help reduce the amount of noticeable mullion movement. Standard lite mullions are recommended for use in high moisture conditions.

Mullion Doors (continued)



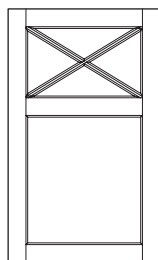
X-Lite w/Solid Hub



X-Lite w/Open Hub

X-Lite with Solid Hub Mullion* / X-Lite with Open Hub Mullion*

- Features diagonal crisscrossed mullion pattern with hub centered in the door opening. Hub can be open or solid.
- Open hub diameter is dependent on framing bead profile. Open bead hub with F-1223, Regular, Square and Elite beads will receive 3" diameter hub. Ogee bead will receive a 3-1/4" diameter hub. F-007 bead will receive a 3-7/8" diameter hub.
- Solid hubs for F-1223, Regular, Square and Elite bead mullions receive a 2" diameter hub. F007 and Ogee beads will receive a 3" diameter hub.
- All 3/4" framing beads available. Regular, Ogee, Square and Elite beads also available in 1".
- Matching mullion profiles in F-007, F-1223, Regular, Ogee and Square. Elite and F-877 beads receive Regular bead mullion profile.
- Minimum door size – 9-5/8" x 9-5/8" with 2-5/16" wide framing.
- Clear plastic retainer moulding standard unless otherwise specified. Wood retainer moulding or no retainer moulding options available.
- X-Lite with Open Hub Mullion receives a 5 lite design charge; X-Lite with Solid Hub Mullion receives a 4 lite design charge.
- Odd mullion configurations upcharge applies.
- For X-Lite with Open Hub Mullion pricing add \$155.00 list to door design charge, then add individual lite charges. For X-Lite with Solid Hub Mullion pricing add \$155.00 list to door design charge, then add individual lite charges.




X-Lite Panel Mullion


- Features two-panel door with diagonal crisscrossed mullion pattern in top opening and a panel or frame only in the bottom opening.
- Customer must specify top opening size.
- All 3/4" framing beads available. Regular, Ogee, Square and Elite beads also available in 1".
- Matching mullion profiles in F-007, F-1223, Regular, Ogee and Square. Elite and F-877 beads receive Regular bead mullion profile.
- Minimum door size – 8-5/8" x 15-1/8" with 2-5/16" wide framing.
- Clear plastic retainer moulding standard unless otherwise specified. Wood retainer moulding or no retainer moulding options available.
- X-Lite with Panel Mullion receives a 4 lite design charge.
- Odd mullion configurations upcharge applies.
- For X-Lite with Panel Mullion pricing add \$105.00 list to door design charge, then add individual lite charges and odd configuration upcharge.

***Caution:** Long, continuous mullion strips are highly susceptible to bowing and warping. This condition is typically the result of moisture absorption and expansion of door framing which applies pressure against the mullion strips. Conestoga does not warranty mullions that bow due to exposure to high humidity conditions or environments. A clear adhesive applied between the back of the mullion strip and glass panel may help reduce the amount of noticeable mullion movement. Standard lite mullions are recommended for use in high moisture conditions.

Mullion Doors (continued)



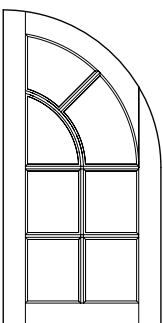
QC1000



QC2000

QC1000 / QC2000 Mullions

- Design charge \$190.00-B.
- Quarter Circle mullion doors are typically ordered in sets. When left and right doors are paired on a cabinet, display case or piece of furniture, they create a highly attractive design element.
- 3/4" F-007, F-1223, Regular, Ogee and Square framing beads available.
- Matching mullion profiles available in F-007, F-1223, Regular, Ogee and Square.
- Minimum door width is 10" x 17" with 2-5/16" wide framing on face and 1-13/16" framing on back. Door height must always exceed the door width by at least 2-1/2".
- Specify the number of lites desired when ordering. The visual appeal of the QC mullion doors is greatly impacted by the number of lites.
 - ♦ For the QC1000 mullion design, consult the chart on page 6.10 to see the recommended number of lites per door size.
 - ♦ For the QC2000 mullion design, consult the chart on page 6.11 to see the recommended number of lites per door size.
- Clear plastic retainer moulding standard unless otherwise specified. Wood retainer moulding and no retainer moulding options available.
- True divided lite option available. Upcharges apply.



QC3000

QC3000 Mullion

- Design charge \$210.00-B.
- Quarter Circle mullion doors are typically ordered in sets. When left and right doors are paired on a cabinet, display case or piece of furniture, they create a highly attractive design element.
- 3/4" F-007, F-1223, Regular, Ogee and Square framing beads available.
- Matching mullion profiles available in F-007, F-1223, Regular, Ogee and Square.
- Minimum door width is 10" x 17" with 2-5/16" wide framing on face and 1-13/16" framing on back. Door height must exceed the door width by at least 2-1/2".
- Specify the number of lites desired when ordering. The visual appeal of the QC mullion doors is greatly impacted by the number of lites.
 - ♦ For the QC3000 mullion design, consult the chart on page 6.11 to see the recommended number of lites per door size.
- Clear plastic retainer moulding standard unless otherwise specified. #52 wood retainer moulding and no retainer moulding options available.

Quarter Circle 1000 Radius Mullion Recommendations

Use this chart to determine the ideal number of mullion lites for a given Quarter Circle 1000 door size or to determine availability for a given door size.

6

Accent Doors & Panels

Door/Mullion Lite Availability and Recommendations																	
Height	10	11	12	13	14	15	16	17	18	19	20	21	22	23	24	25	26
12																	
13																	
14																	
15																	
16																	
17																	
18																	
19																	
20																	
21																	
22																	
23																	
24																	
25																	
26																	
27																	
28																	
29																	
30																	
31																	
32																	
33																	
34																	
35																	
36																	
37																	
38																	
39																	
40																	
41																	
42																	
43																	
44																	
45																	
46																	
47																	
48																	

NOT AVAILABLE

NOT RECOMMENDED

6

8

10

14

12

Sizes exceeding 48" in height must specify number of lites.

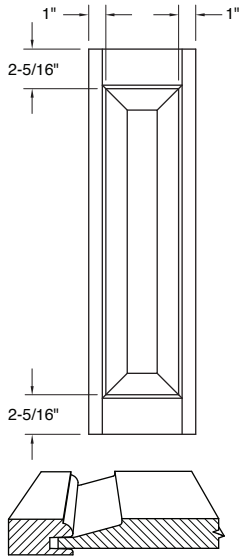
Quarter Circle 2000 and 3000 Radius Mullion Recommendations

Use this chart to determine the ideal number of mullion lites for a given Quarter Circle 2000 and 3000 door size or to determine availability for a given door size.

Door/Mullion Lite Availability and Recommendations																	
Height	10	11	12	13	14	15	16	17	18	19	20	21	22	23	24	25	26
12																	
13																	
14																	
15																	
16																	
17																	
18																	
19																	
20																	
21																	
22																	
23																	
24																	
25																	
26																	
27																	
28																	
29																	
30																	
31																	
32																	
33																	
34																	
35																	
36																	
37																	
38																	
39																	
40																	
41																	
42																	
43																	
44																	
45																	
46																	
47																	
48																	

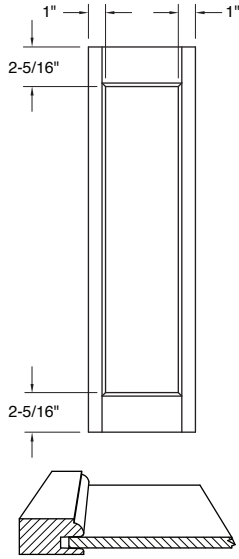
Sizes exceeding 48" in height must specify number of lites.

CRP-10 and TW-10 Pilaster Doors



CRP-10 Pilaster Door

\$39.00-B
5-3/4" x 7-3/8"
Slant raise shown



TW-10 Pilaster Door

\$36.00-A
3-3/4" x 5"
1/4" veneered panel

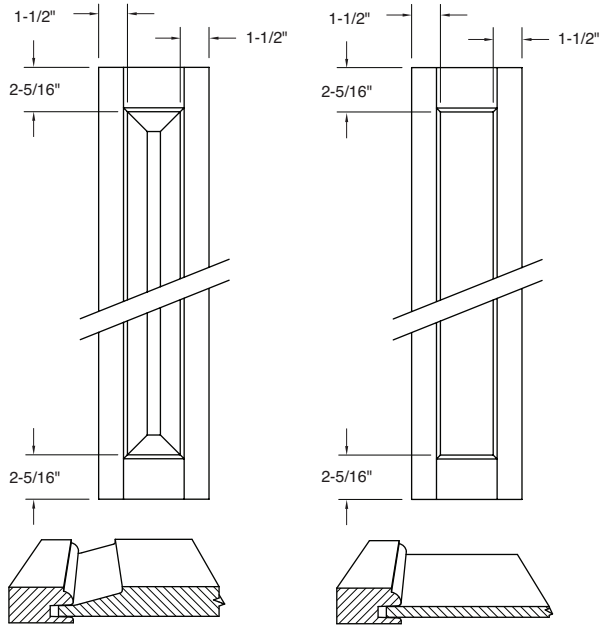
Offering And Availability

All Conestoga products are available in a wide variety of specifications to satisfy your custom needs. The information below indicates any exceptions or limitations pertaining to the designs shown above. For a detailed listing of a particular product specification, refer to the page indicated.

Species	
Material Pricing Guide	CRP-10 – all 3/4" species available. TW-10 – all 3/4" species available except Soft Maple and rustic knotty.
Edge Profiles	
pg 7.1	Design specific, no options available (Machine edge only).
Framing Beads	
pg 7.2	All 3/4" profiles available.
Panel Raises	
pg 7.2	CRP-10 – all 3/4" profiles available. TW-10 – 1/4" panel only.
Options	
pgs 7.3-7.14	Available with pegs, cut-downs, distressing, cross grain sanding, antiquing, non-standard width framing, putty pin holes, weathered grain, face-routed and back-routed hand pull and G-012, G-015, G-056 and G-121 panel grooving. TW-10 – G-121 panel groove not available.

All plywood panel designs use a 1/4" veneered, composite core panel. All panels except White Birch use plain sliced face or half round face and rotary back veneer. White Birch uses a rotary face and back. Vertical grain direction standard unless otherwise noted; horizontal grain available upon request. Minimums listed are based on panel raise shown and will vary by raise; see Offering and Availability for additional options. Framing width listed is determined by measuring across the back of the framing unless otherwise noted.

CRP-10 and TW-10 Pilaster Posts



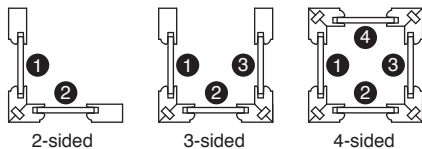
CRP-10 Pilaster Posts

5-3/4" x 7-3/8"
Slant raise shown

TW-10 Pilaster Posts

4-3/4" x 5"
1/4" veneer panel

Minimums listed are based on panel raise shown and will vary by raise.



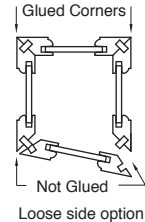
2-sided

3-sided

4-sided

(TW-10 shown)

- Standard framing widths: 1-1/2" stiles, 2-5/16" rails and 2-1/2" middle rails.
- Posts cannot exceed 12" x 96".
- Standard lead-time 10 days; add 5-6 days for finishing.
- 2-sided and 3-sided pilaster posts are available assembled only.
- Loose side option available only with four sided Pilaster Post; no additional charge. Post will be constructed as an assembled three sided post with the fourth side held in place with loose splines which can be easily removed, then reinserted at the jobsite.
- During the finishing process it is possible that some finish materials may get on exposed edges. This finishing material should be removed before glue is applied to allow for a proper glue bond.
- CRP-10 and TW-10 Pilaster Posts have the option to receive a slab on any side. When ordering refer to drawing (left) and specify side(s) receiving slab.
- 4-sided posts with slab will not be warranted for open joints or a crack in slab due to expansion and contraction of the post itself.



Pilaster Post Pricing			
	CRP-10	TW-10	Assembly Charge
2 sided	\$90.00-B	\$84.00-A	\$40.00*
3 sided	135.00-B	126.00-A	60.00*
4 sided	180.00-B	168.00-A	80.00*

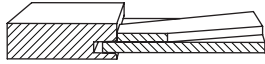
*Assembly pricing per post; posts over 48" high will receive an additional \$15.00 assembly charge per post.

Offering And Availability	
Species	
Material Pricing Guide	CRP-10 – all 3/4" species available. TW-10 – all 3/4" species available except Soft Maple and rustic knotty.
Edge Profiles	
pg 7.1	Design specific, no options available.
Framing Beads	
pgs 7.2	All 3/4" profiles available.
Panel Raises	
pgs 7.2	CRP-10 – all 3/4" profiles available. TW-10 – 1/4" panel only.
Options	
pg 7.3-7.14	Available with pegs, distressing, cross grain sanding, antiquing, non-standard width framing, weathered grain and panel grooves. TW-10 – G-121 panel groove not available.

Wood Accent Doors



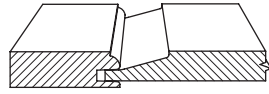
Crossbuck



\$55.00-B
8" x 8"
2-5/16" framing
1/4" veneer panel



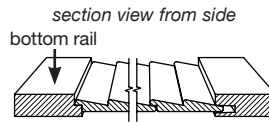
CRP-10103



\$43.45-B
12-7/8" x 12-7/8"
2-5/16" framing
Top panel standard with horizontal grain. Specify height of top opening.
Slant raise shown



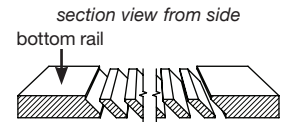
CWS-10302



\$54.10-C
7-1/2" x 7-1/2"
Stiles - 2-5/16" framing
Rail width varies from 2" to 2-13/16" depending on height of door.



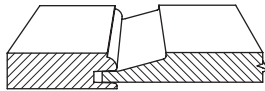
CWS-10446



\$64.50-C
7-1/2" x 7-1/2"
Stiles - 2-5/16" framing
Top rail - 2-5/16" framing on face
Bottom rail - framing varies from 2-1/8" to 2-15/16" on face.



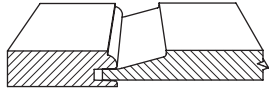
Half Circle



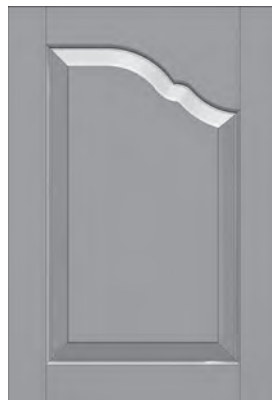
\$88.40-B
8-1/2" x 13"
Max. width - 26"
2-5/16" framing
Slant raise shown



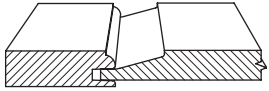
HL/HR-20



\$25.95-B
8-1/4" x 9"
2-5/16" framing
HR-20 (left side door shown)
Slant raise shown



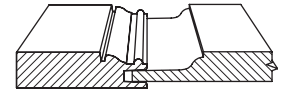
HL/HR-90



\$25.95-B
10" x 11-1/8"
2-5/16" framing
HR-90 (right side door shown)
Slant raise shown



Presidential Cathedral



\$96.20-B
12" x 11-1/8"
2-3/4" framing
Presidential raise shown

Minimums listed are based on panel raise shown and will vary by raise; see Offering and Availability for additional options. Framing width listed is determined by measuring across the back of the framing unless otherwise noted.


Offering And Availability

All Conestoga products are available in a wide variety of specifications to satisfy your custom needs. The information below indicates any exceptions or limitations pertaining to the designs on the previous page. For a detailed listing of a particular product specification, refer to the page indicated.

Species	
Material Pricing Guide	Crossbuck – all 3/4" species available except Soft Maple and rustic knotty. CRP-10103, HL/HR-20, HL/HR-90 and Half Circle – all 3/4" species available, all 1" species available. CWS-10302 and CWS-10446 – all 3/4" species available except quarter sawn and rustic knotty. Presidential Cathedral – all 3/4" species available.
Edge Profiles	
pg 7.1	CRP-10103, HL/HR-20, HL/HR-90 and Half Circle – all 3/4" and 1" profiles available. Crossbuck, CWS-10302, CWS-10446 and Presidential Cathedral – all 3/4" profiles available
Framing Beads	
pg 7.2	CRP-10103, HL/HR-20, HL/HR-90 and Half Circle – all 3/4" and 1" profiles available. Crossbuck, CWS-10302, CWS-10446 and Presidential Cathedral – design specific, no options available.
Panel Raises	
pg 7.2	CRP-10103, HL/HR-20 and Half Circle – all 3/4" and 1" profiles available. Crossbuck, CWS-10302 and CWS-10446 – design specific, no options available. HL/HR-90 and Presidential Cathedral – all available except Louis XIII and P-602.
Options	
pgs 7.3-7.14	CRP-10103, HL/HR-20, HL/HR-90 and Half Circle – all options available. Crossbuck, CWS-10302, CWS-10446 and Presidential Cathedral – all options available except panel grooves. Note: CWS-10302 available with non-glazed Colourtones and Prism Paints, glazed and non-glazed wiping stains and Truetones. CWS-10446 available in glazed and non-glazed wiping stains only.
Mullions	
pgs 6.1-6.11	Crossbuck – square bead X-lite recommended. CRP-10103, Half Circle, HL/HR-20, HL/HR-90 and Presidential Cathedral – all available, Presidential Cathedral incurs special lite charge. CWS-10302 and CWS-10446 – order as CRP-10 mullion with Square bead and Square bead mullions. Note: Half Circle mullion placement varies according to door width. Specify configuration to ensure that mullions align when using Half Circle doors with varying widths, or with other mullion designs.
Appliance Panels	
pg 6.19	Apply over plywood.
Matching/Complementary Drawer Fronts	
pgs 4.14-4.15	Crossbuck – slab drawer front recommended. CRP-10103, CWS-10302, CWS-10446, HL/HR-20, HL/HR-90 and Half Circle – CRP-10 drawer front recommended. Presidential Cathedral – Presidential drawer front recommended.


Wire Grille Inserts

- An accent option for frame only and mullion doors, Conestoga's Wire Grille inserts are woven, not welded, and crimped to achieve specific patterns and designs. Wire Grille inserts feature an electroplated finish with a clear lacquer topcoat for durability.
- Diamond mesh patterns are size specific – no options.
- Available in four attractive finishes in most grille patterns.
- Can be purchased cut-to-size or in full sheets.
- Cut-to-size Wire Grille inserts will have pattern centered side to side, top to bottom.
- Wire Grille inserts will be packaged separately and must be inserted by the customer.
- Minimum size of all inserts is 6" x 6".
- Wire Grilles can be held in place with standard clear plastic retainer moulding or wood retainer moulding. If 1/8" glass is used in conjunction with Wire Grille insert use #52 moulding (requires trimming) or #907 moulding.
- Grilles will flex during shipping and handling, but can be gently pulled back to original dimensions.
- Oversized grilles, alternative mesh patterns and finishes available through Special Designs.
- Lead-time for all Wire Grille inserts is 10 business days.
- Expedite program not available.
- Exterior edges of Wire Grille inserts are sharp. Caution should be used when opening package and handling grille inserts to avoid cuts and other injuries.



WG100 – Round Wire


- Cut-to-size Antique Brass, Oil-Rubbed Bronze, Satin Steel – \$58.00 per square foot.
- 20" x 48" full sheet Antique Brass, Oil-Rubbed Bronze, Satin Steel – \$163.00.
- Cut-to-size Stainless Steel – \$98.00 per square foot.
- 20" x 48" full sheet Stainless Steel – \$289.00.
- Double crimped, 1/16" round wire with 3/4" mesh openings.



WG101 – Square Wire


- Cut-to-size Antique Brass, Oil-Rubbed Bronze, Satin Steel – \$97.00 per square foot.
- 20" x 48" full sheet Antique Brass, Oil-Rubbed Bronze, Satin Steel – \$289.00.
- Stainless Steel finish not available.
- Press crimped, 1/16" x 1/16" square wire with a combination of 5/16" and 1-1/8" mesh openings.

Wire Grille Inserts (continued)



WG102 - Reeded Wire

- Cut-to-size Antique Brass, Oil-Rubbed Bronze, Satin Steel – \$76.00 per square foot.
- 20" x 48" full sheet Antique Brass, Oil-Rubbed Bronze, Satin Steel – \$216.00.
- Cut-to-size Stainless Steel – \$130.00 per square foot.
- 20" x 48" full sheet Stainless Steel – \$390.00.
- Single crimped, 1/16" x 1/8" reeded wire with 3/4" mesh openings.



WG103 - Flat Wire

- Cut-to-size Antique Brass, Oil-Rubbed Bronze, Satin Steel – \$76.00 per square foot.
- 20" x 48" full sheet Antique Brass, Oil-Rubbed Bronze, Satin Steel – \$216.00.
- Cut-to-size Stainless Steel – \$130.00 per square foot.
- 20" x 48" full sheet Stainless Steel – \$390.00.
- Single crimped, 1/16" x 1/8" flat wire with 3/4" mesh openings.



WG106 - Reeded Wire


- Cut-to-size Antique Brass, Oil-Rubbed Bronze, Satin Steel – \$69.00 per square foot.
- 20" x 48" full sheet Antique Brass, Oil-Rubbed Bronze, Satin Steel – \$184.00.
- Cut-to-size Stainless Steel – \$108.00 per square foot.
- 20" x 48" full sheet Stainless Steel – \$315.00.
- Double crimped, 1/16" x 1/8" reeded wire with a combination of 1/2" and 1-1/2" mesh openings.



WG107 - Flat Wire

- Cut-to-size Antique Brass, Oil-Rubbed Bronze, Satin Steel – \$69.00 per square foot.
- 20" x 48" full sheet Antique Brass, Oil-Rubbed Bronze, Satin Steel – \$184.00.
- Cut-to-size Stainless Steel – \$108.00 per square foot.
- 20" x 48" full sheet Stainless Steel – \$315.00.
- Double crimped, 1/16" x 1/8" flat wire with a combination of 1/2" and 1-1/2" mesh openings.

Wire Grille Inserts (continued)



Wire Grille Display Unit

- Features 8 Wire Grille patterns and all 4 program finishes.
- Unit is 10-3/4" x 17-1/2".
- Hard Maple framing is finished in a medium brown.
- Price is \$60.00 net.
- Order using part #2601790A.
- Lead-time is 15 days.

Wainscot Panels

Wainscot panels can be ordered to match most door styles that Conestoga offers. Each wainscot panel is custom made to meet your exact size, panel and framing specifications.

Wainscot panels are typically constructed with multiple panels and/or wide bottom rails. A wainscot product is defined as any door or panel that exceeds 36" wide and 36" high, where the length or width exceeds 84", or that contains any framing (stile or rail) greater than or equal to 6" in width.

- When ordering wainscot products, specify all rail and stiles widths, including center framing pieces. Framing width of the wainscot panel will match the standard framing width of the door design requested unless otherwise noted by customer.
- Dimensioned sketches are preferred with each order to ensure correct order entry.
- Wainscot panels over 119" in width or height, or wainscot products that require more than six panels will be processed by Special Designs; upcharges apply.
- Bamboo cannot be ordered over 95-3/4" in length due to material availability.
- Stiles or rails over 2-5/16" in width may utilize framing material containing one or more glue joints. Number of glue joints is dependent on the overall width and length of the framing in question. See page 7.10 for framing width glue joint guidelines.
- Finished wainscot panels will have the face and exterior edges fully finished and topcoated. The back of the panel will receive only a clear coat of sealer or primer unless "Finished Back" option is requested. See the Finish Program section for pricing of Finished Back option.

Pricing

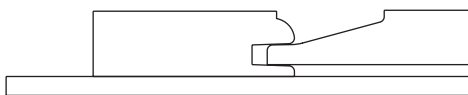
- Wainscot panel pricing is calculated using the door design charge multiplied by the number of panels specified, then added together with the material charge.
- If a wainscot panel exceeds 50" in width and 50" in height, a \$110.00 list upcharge will be incurred due to the manual sanding and special handling.
- Wainscot panels with stiles 8-13/16" to 15" will automatically receive a mullion type spline as structural reinforcement. The spline charge is \$34.65 list per stile.
- Wainscot panels will receive an additional charge of \$24.95 net for oversize packaging if the panel exceeds 36" in width and 36" in height, or if any dimension exceeds 84".

Appliance Panels

Appliance panel selection must be noted when ordering. Conestoga offers appliance panels in the apply over plywood construction method. Appliance panels are used on the main surface area of the appliance. For example, the door of a dishwasher would receive an appliance panel.

Apply over plywood appliance panels will have the following margins unless otherwise specified:

- Refrigerator panel – 1/2" margin on all sides.
- Other appliance panels – 1-1/2" bottom margin and 1/2" on all other sides.
- If non-standard margins are desired, dimensioned drawings must be submitted.
- Conestoga uses a composite core plywood as a backer for its solid wood appliance panels.
- When ordering appliance panels list overall size of panel and specify required reveal/margin. Refer to the appliance manufacturer's specifications for this information.
- If a different appliance panel construction method is desired contact Customer Service.



Apply over plywood wainscot panel pricing:

- 5 sq. ft. or under – add \$18.50 list to design charge.
- Over 5 sq. ft. – add \$36.50 list to design charge.
- Multiple doors on one panel; \$8.60 per extra door.

Radius Products

Conestoga’s radius doors, drawer fronts, front frames and mouldings are an excellent compliment to our other custom products.

- Conestoga offers three standard radius families referred to as A (12"), B (18") and C (24"), (refer to the chart below).
- Any radius not listed in the chart below is considered “non-standard”, additional charges and lead-times apply.
- Each product is manufactured as a single radius. Elliptical curves or multiple radii within a single item are not available.
- Radius products require some use of mathematical terms. Conestoga provides an illustrated Radius Glossary in this section as a reference.

Standard Radius Families					
All dimensions are measured to the product face					
Product Thickness	Radius	A (12")	B (18")	C (24")	Door Application
3/4" thick doors	Concave	11-5/8"	17-5/8"	23-5/8"	
	Convex	12-3/8"	18-3/8"	24-3/8"	
1" thick doors	Concave	11-3/8"	17-3/8"	23-3/8"	
	Convex	12-5/8"	18-5/8"	24-5/8"	
3/4" thick front frames	Concave	12-3/8"	18-3/8"	24-3/8"	Overlay 3/8" Inset Full Inset
		12"	18"	24"	
		11-5/8"	17-5/8"	23-5/8"	
3/4" thick front frames	Convex	11-5/8"	17-5/8"	23-5/8"	Overlay 3/8" Inset Full Inset
		12"	18"	24"	
		12-3/8"	18-3/8"	24-3/8"	

Ordering Information

Conestoga offers plan drawings (see the following pages) of commonly used convex and concave configurations. Use the drawings to complete the Radius Order Configuration (ROC) section of the Radius Order Form.

- Conestoga calculates radius dimensions from ROC information.
- No additional plan drawing is required with complete ROC information.
- Different radius or ROC types must be submitted on separate order forms.

Provide a detailed plan drawing if your configuration differs at all from ROC 1, 2 or 3.

- Clearly label dimensions and details.
- Include additional information that may be helpful for “unusual” applications.
- Complete all applicable parts of the Radius Order Form.

If the radius dimensions are already known, radius products may be ordered following this example: quantity – 2 convex doors: 19-7/16" face arc x 30" height. 12-3/8" radius face.

- Width dimension is the arc of the product face (see Radius Glossary).
- Radius dimension is the product face.
- Clearly label dimensions to avoid the need for clarification, which will delay production.

Radius Products (continued)

Radius Door and Drawer Front Pricing Example

1. Determine the design charge from the Radius Door and Drawer Front Pricing Chart (see the following pages).
2. Add premium specie, 1" thick and height over 42" upcharges if applicable to get a subtotal. Note: doors and drawer fronts exceeding 21" in width will incur additional charges. (Most ROC applications are under 21" wide.)
3. Multiply subtotal by the appropriate specie factor from the Material Pricing Guide, Column D.
4. Add charges for additional options.

Example 1: CRP-10, 3/4" thick, in Premium Hard Maple, 45" high, 12" radius w/hinge boring.

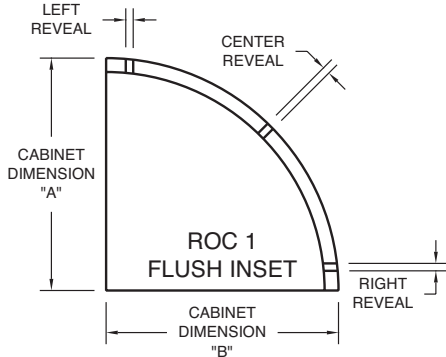
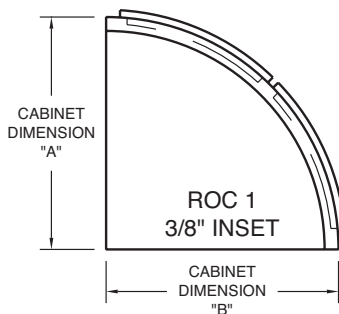
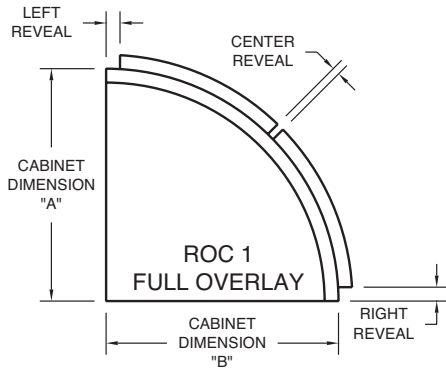
\$167.00	CRP-10 door ("Family A" radius)
25.00	+ Premium grade (upcharge)
30.00	+ \$10 per inch over 42" in height (45" height)
<u>\$222.00</u>	= Subtotal
1.15	x Material factor (Hard Maple)
<u>\$255.30</u>	
52.00	+ Option (hinge boring)
<u>\$307.30</u>	= Total list price

Example 2: CRP-10, 1" thick, in Paint Grade, 6" wide bottom rail, 24" radius.

\$131.00	CRP-10 door ("Family C" radius)
25.00	+ 1" thick (upcharge)
<u>\$156.00</u>	= Subtotal
.95	x Material factor (Paint Grade)
<u>\$148.20</u>	
68.00	+ Option (6" wide bottom rail)
<u>\$216.20</u>	= Total list price

- Radius product prices listed on the following pages are for complete doors or drawer fronts assuming standard grade Red Oak and no options. Additional specie information is found in the Material Pricing Guide, category D.
- Any size door or drawer front up to and including 21"(face arc) x 42" is priced the same for any given design.
- Family A, B and C columns represent standard radius doors as defined by the Standard Radius Families Chart found in the beginning of this section. Use "Family A" column as the base price for a non-standard radius.
- Crown and trim moulding availability for radius products can be found in section 9, Mouldings and is signified by an **Ⓜ** symbol in the Pricing and Availability charts.

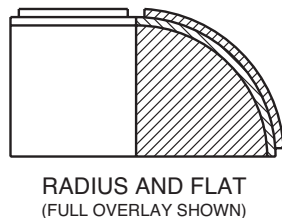
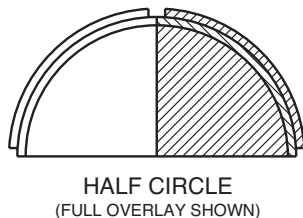
Radius Order Configurations



ROC 1: Convex configuration

- Use Radius Products Order Form and complete all header information to insure that your order is processed accurately. Missing or incomplete information will delay order processing.
- Specify design and specie information for any radius product required.
- Complete ROC information as follows:
 1. Check ROC 1 configuration.
 2. Check the appropriate Overlay/Inset Application box.
 3. Enter the cabinet dimensions excluding the door thickness. Include front frame thickness when applicable.
 4. Enter reveals for all cabinetry applications. If no reveal is required, enter "0". Enter "N/A" for the center reveal if a single door is required.
 5. Check the appropriate box for the Conestoga standard radius family. Conestoga will contact you if a standard radius will not fit your application.
 6. If a non-standard radius is required, enter the specific radius to the product face, (door, drawer front and front frame) or check "To be Calculated" if Conestoga is to determine the radius.

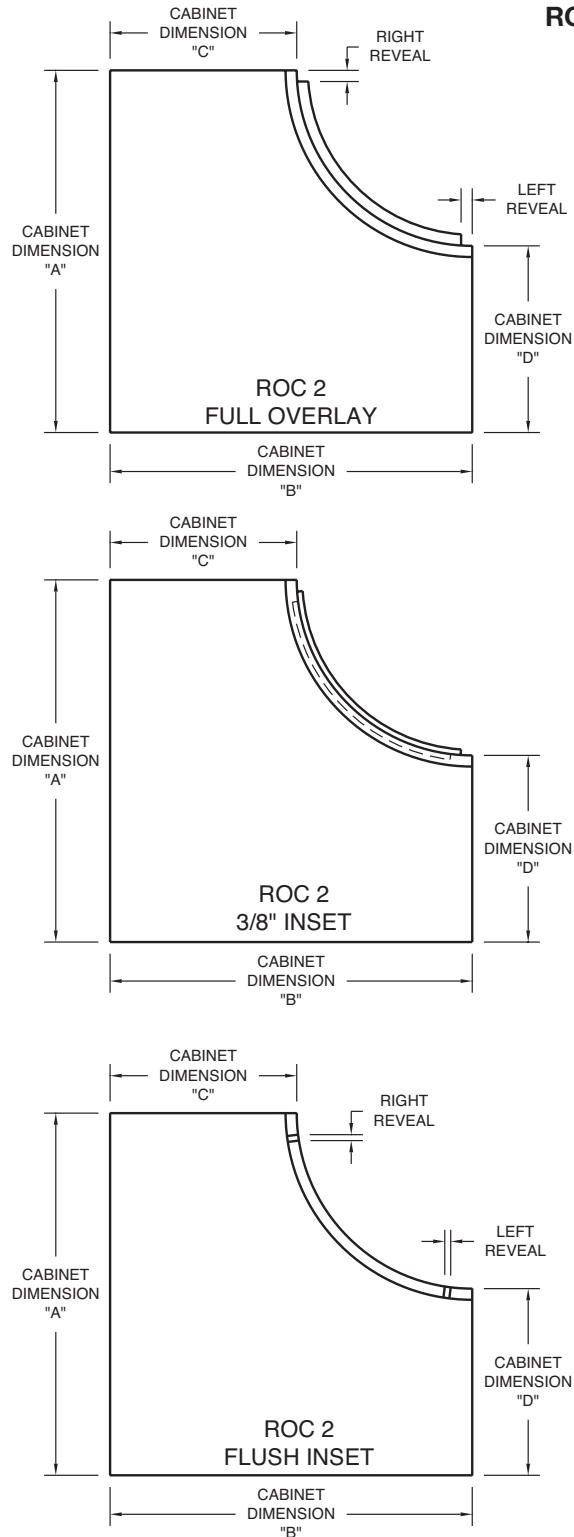
ROC 1: Related Configurations



- If your application is a full half circle (as shown at left) complete ROC 1 information and order 2x the quantity required for a quarter circle. As an option, Conestoga can join two Family "A" front frames to cover a 24" chord, (upcharges apply.) Contact the Special Designs Department for additional information.
- If your application is a cabinet that has a radius and a flat (as shown at left) complete ROC 1 information based on the quarter circle portion of the cabinet only. As an option, Conestoga can manufacture a Family "A" quarter circle front frame with a 12" flat in a single piece (upcharges apply). Order convex and "flat" door separately.

Radius Products (continued)

Radius Order Configurations



ROC 2: Concave configuration

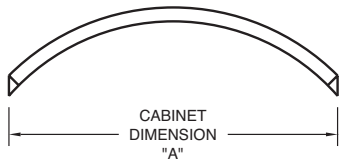
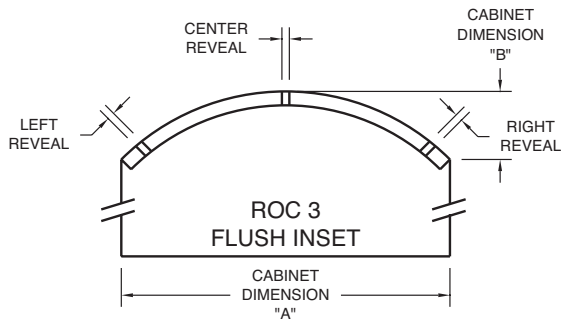
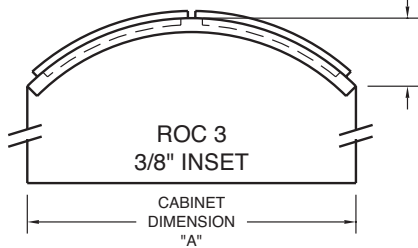
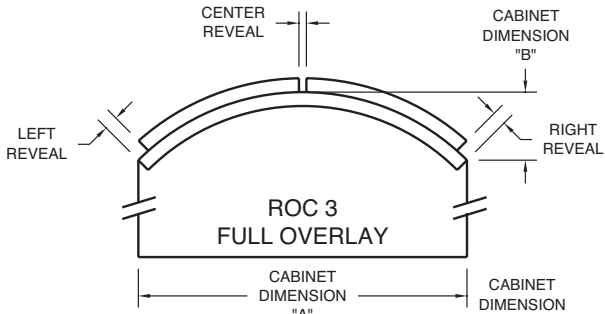
- Use Radius Products Order Form and complete all header information to insure that your order is processed accurately. Missing or incomplete information will delay order processing.
- Specify design and specie information for any radius product required.
- Complete ROC information as follows:
 1. Check ROC 2 Configuration.
 2. Check the appropriate Overlay/Inset Application box.
 3. Enter the cabinet dimensions excluding the door thickness. Include front frame thickness when applicable.
 4. Enter reveals even for a frameless application. If no reveal is required enter "0".

Caution! Concave doors used in conjunction with minimal reveals, particularly full overlay and frameless applications, will require additional clearance to ensure proper door operation. Conestoga will not calculate exact clearance requirements. Possible solutions include the following:

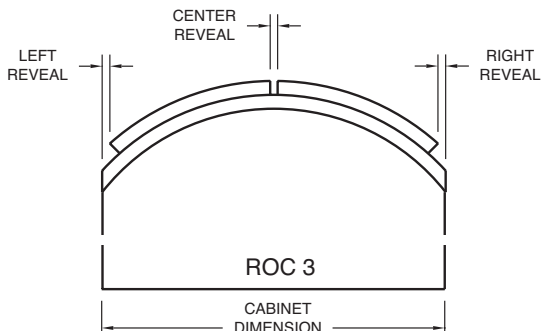
 - ♦ Increase the reveal size. The reveal required typically will be 1/2" to 3/4" but will vary according to door radius, cabinet box size, hinge type and placement and door edge profile.
 - ♦ Back-bevel the pull side of the door.
 - ♦ Add a filler strip between the adjoining cabinets on the pull side.
 5. Check an appropriate box for a Conestoga standard radius family. Conestoga will contact you if a standard radius will not fit your application.
 6. If a non-standard radius is required, enter the specific radius to the product face, (door, drawer front and front frame) or check "To be Calculated" if Conestoga is to determine the radius.

Radius Order Configurations

ROC 3: Convex configuration



REVEAL ORIENTATION OPTION



- Use Radius Products Order Form and complete all header information to insure that your order is processed accurately. Missing or incomplete information will delay order processing.
- Specify design and specie information for any radius product required.
- Complete ROC information as follows:
 1. Check ROC 3 Configuration.
 2. Check the appropriate Overlay/Inset Application box.
 3. Enter cabinet dimension A (cabinet width or chord length.) This is the only required cabinet dimension.
 4. Enter cabinet dimension B (the rise) or radius, but not both. If a radius is entered, the rise will be determined by the radius. If a rise is entered, the corresponding radius will be "non-standard" in most cases.
 5. Enter reveals even for a frameless application. If no reveal is required enter "0". If a single door is required, enter N/A for the center reveal.
 6. Consider using a Conestoga standard radius whenever possible to receive the best cost and lead-time. Check the box for the appropriate Conestoga standard radius family. Conestoga will contact you if a standard radius will not fit your application.
 7. Check "To be Calculated" if Conestoga is to determine the radius, or enter the specific, non-standard radius to the product face (door, drawer front and front frame).

ROC 3: Options

- The standard front frame edge is shown in the top three drawings. Front frame with Beveled Stile Option is shown at left. Check Beveled Stiles Option to extend stiles so that the outer edges are parallel with each other. Beveled Stiles Option will not affect the face stile width or overall frame dimensions (upcharges apply).
- The standard reveal orientation is shown in the top drawing. Reveal Orientation Option is shown at left. Reveal Orientation Option is relative to the chord (cabinet dimension "A") not the arc. Conestoga will calculate the door width based on the specific door edge profile ordered.

Radius Door and Drawer Front Pricing

Pricing Guide							
Design	Family			Design	Family		
	Footnote	A	B or C		Footnote	A	B or C
Raised Panel Doors				Mitered Raised Panel Doors			
CRP-10		\$167.00	\$131.00	CRP-10 Miter		\$271.00	\$235.00
CRP-10102	1	386.00	314.00	CRP-10318	5	518.00	395.00
CRP-10141		518.00	395.00	CRP-10382	5	518.00	395.00
CRP-20	2	207.00	160.00	CRP-10533	5	518.00	395.00
HL/HR-20		285.00	238.00	CRP-10605	5	518.00	395.00
CRP-30	2	207.00	160.00	CRP-10751		518.00	395.00
CRP-60	2	211.00	164.00	CRP-10827		518.00	395.00
CRP-90	2	243.00	188.00	CRP-10875	5	518.00	395.00
HR/HR-90		321.00	266.00	CRP-10946	5	518.00	395.00
Monarch Square		271.00	234.00	CRP-1389	5	518.00	395.00
Presidential Square	5	580.00	441.00	Presidential Miter	5	518.00	395.00
Presidential Cathedral	2,5	882.00	668.00	Prestige	5	518.00	395.00
Applied Moulding Doors				Five Piece Mitered Drawer Fronts			
Barcelona		578.00	455.00	CRP-10 Miter	6	271.00	235.00
CRP-10161		518.00	395.00	CRP-10318	5,6	518.00	395.00
CRP-10209		518.00	395.00	CRP-10382	5,6	518.00	395.00
CRP-10797		518.00	395.00	CRP-10533	5,6	518.00	395.00
Five Piece Mortise and Tenon Drawer Fronts				CRP-10605	5,6	518.00	395.00
Barcelona	6	548.00	425.00	CRP-10751	6	518.00	395.00
CRP-10	6	167.00	131.00	CRP-10827	6	518.00	395.00
CRP-10161	6	518.00	395.00	CRP-10875	5,6	518.00	395.00
CRP-10209	6	518.00	395.00	CRP-10946	5,6	518.00	395.00
CRP-10797 mortise & tenon	6	518.00	395.00	CRP-1389	5,6	518.00	395.00
Presidential Square	6	580.00	441.00	Presidential Miter	5,6	518.00	395.00
Slab and Batten Doors				Prestige	5,6	518.00	395.00
V200		432.00	369.00	Statesman Collection			
DVG Batten		276.00	213.00	Churchill		518.00	395.00
Flush Batten		177.00	139.00	Douglas		518.00	395.00
One Piece Drawer Fronts				Franklin		167.00	131.00
Slab	6	132.00	102.00	Hancock		518.00	395.00
#10	6	142.00	106.00	Monroe		271.00	234.00
Keystone	6	142.00	106.00	Statesman Collection Drawer Fronts			
10141	6	142.00	106.00	Churchill	6	518.00	395.00
DVG Batten		276.00	213.00	Douglas	6	142.00	112.00
1-1/8" Sandwich	6,7	192.00	156.00	Franklin	6	167.00	131.00
				Hancock	6	518.00	395.00
				Monroe	6	271.00	234.00

General Notes

- Family "A", "B" and "C" standard radii are defined by the Standard Radius Families Chart found at the beginning of the Radius Products information.
- Frame Only doors are priced as doors with panels. Frame Only doors are routed for glass and include #52 glass moulding in matching specie. Clear moulding is not available.
- Maximum size for any radius door or drawer front may not exceed 48" wide, 96" high or sixteen square feet.
- Plywood panel products not available with radius option.

Footnotes

1. Design price includes multiple panels and middle rail(s) and/or center stile(s).
2. Add \$78 set up charge (per order) for each door width over 21" or each non-standard radius.
3. Design available in standard radius only.
4. Maximum door or drawer front size is 21" wide x 42" high. (Width and height maximums are not reversible.)
5. Design available in single panel only.
6. Conestoga recommends against ordering large horizontal grain slabs or panels in lighter finishes. Grain pattern and wood color can vary significantly between radius and non-radius horizontal grain slabs or panels because of different manufacturing processes.
7. Design price includes 1" thick material upcharge.

Radius Door and Drawer Front Pricing (continued)

Pricing Guide							
Design	Family			Design	Family		
	Footnote	A	B or C		Footnote	A	B or C
Shaker Design Series Doors				1" Thick Door Collection			
Albany		\$219.00	\$183.00	CRP-10	7	\$192.00	\$156.00
Amesbury		167.00	131.00	CRP-10A48	7	622.00	499.00
Fairhaven		518.00	395.00	CRP-30	7	232.00	185.00
Madison		297.00	261.00	Normandie	7	518.00	395.00
Sheldon	1	438.00	366.00	Provence	7	518.00	395.00
Windham		323.00	287.00	Staffordshire	7	882.00	668.00
Shaker Design Series Drawer Fronts				1" Thick Drawer Front Collection			
Albany	6	167.00	131.00	CRP-10	6,7	192.00	156.00
Amesbury	6	167.00	131.00	CRP-10A48	6,7	592.00	469.00
Fairhaven	6	518.00	395.00	Marcel	6,7	167.00	131.00
Madison	6	297.00	261.00	Normandie	6,7	432.00	313.00
Sheldon	4,6	167.00	131.00	Provence	6,7	432.00	313.00
Windham	6	271.00	235.00	Staffordshire	6,7	573.00	450.00
Arts and Crafts Collection Doors				MDF Door Designs			
Cottage		271.00	235.00	Slab		238.00	231.00
Arts and Crafts Collection Drawer Fronts				10RC	3,4	531.00	496.00
Cottage II	6	167.00	131.00	10SQ2	3,4	788.00	753.00
Decorative Applied Moulding Doors				10SQ3	3,4	588.00	553.00
LaSalle	5	622.00	499.00	10SQ3 Frame Only	3,4	605.00	569.00
Marquis	5	622.00	499.00	30RC	3,4	617.00	582.00
Monaco	5	622.00	499.00	30SQ3	3,4	674.00	639.00
Saxony	5	622.00	499.00	MDF Drawer Fronts			
Decorative Applied Moulding Drawer fronts				Slab		238.00	231.00
LaSalle	5,6	622.00	499.00	#10		248.00	241.00
Marquis	5,6	622.00	499.00	Keystone		248.00	241.00
Monaco	5,6	622.00	499.00	10RC	3,4	531.00	496.00
Saxony	5,6	622.00	499.00	10SQ2	3,4	788.00	753.00
				10SQ3	3,4	588.00	553.00

General Notes

- Family "A", "B" and "C" standard radii are defined by the Standard Radius Families Chart found at the beginning of the Radius Products information.
- Frame Only doors are priced as doors with panels. Frame Only doors are routed for glass and include #52 glass moulding in matching specie. Clear moulding is not available.
- Maximum size for any radius door or drawer front may not exceed 48" wide, 96" high or sixteen square feet.
- Plywood panel products not available with radius option.

Footnotes

1. Design price includes multiple panels and middle rail(s) and/or center stile(s).
2. Add \$78 set up charge (per order) for each door width over 21" or each non-standard radius.
3. Design available in standard radius only.
4. Maximum door or drawer front size is 21" wide x 42" high. (Width and height maximums are not reversible.)
5. Design available in single panel only.
6. Conestoga recommends against ordering large horizontal grain slabs or panels in lighter finishes. Grain pattern and wood color can vary significantly between radius and non-radius horizontal grain slabs or panels because of different manufacturing processes.
7. Design price includes 1" thick material upcharge.

Radius Door and Drawer Front Pricing (continued)

Radius Door and Drawer Front Options Pricing		
Option	List Price	Per unit
1" Thick material (add before using material factor*)	\$25.00	Door/drawer front
Premium material (add before using material factor*)	25.00	
3/8" Reverse G-Cove raise	52.00	
5/16" Square Pegs	52.00	
Radius corners	26.00	
Back routed hand pull	64.00	
Face routed hand pull	64.00	
Cross grain sanding	26.00	
Edge profile – L-297, LC-inset	104.00	
Framing bead – Elite	104.00	
Hand pulls	64.00	
Concealed hinge boring pattern "A" or "B"	52.00	
"Non-standard" radius (use family A as base)	104.00	
"Non-standard" radius (use family A as base)	52.00	
Mullion, square bead or special	52.00	Lite
Mullion, standard	21.00	
Radius middle rail/vertical center stile	52.00	Framing piece
Wider framing 3" to 4-1/2"	15.00	
Wider framing 4-9/16" to 10"	68.00	
Over 42" high (add before using material factor*)	10.00	Lineal inch
Wear Sanding	9.00	Per panel
Level 1 distressing	6.00 design charge, \$0.50 per sq. ft.	
Level 2 distressing	9.00 design charge, \$0.50 per sq. ft.	
Antiquing	8.00 design charge, \$0.50 per sq. ft.	

*Options get added to price before material calculation. All other options are added after material calculation.

The following options are not available on radius doors: G-012, G-056, G-121 and G-015 panel grooving, Soss hinge boring, knife hinge slot.

Custom Radius Front Frame

- Standard framing width 1-1/2" unless otherwise specified.
- Use the chart below to price standard radius ROC1 and ROC2 configurations. For non-standard radius ROC1 and ROC2, price the front frame as the next largest radius family and add \$52.00.
- For standard radius ROC3 configurations use family A up to an 18" chord, family B up to a 26" chord and family C up to a 34" chord. For non-standard radius ROC3 simply add \$52.00.
- Other configurations or larger sizes vary in cost. Contact Special Designs for availability and pricing.

6

Accent Doors & Panels

Radius Front Frame Pricing						
Species	Standard Material Grade			Premium Material Grade		
	A (12")	B (18")	C (24")	A (12")	B (18")	C (24")
Alder	\$120.00	\$211.00	\$234.00			
Birch, Red	150.00	264.00	292.00		N/A	
Birch, White	119.00	210.00	232.00			
Cherry	125.00	220.00	243.00	\$134.00	\$245.00	\$275.00
Hickory	112.00	198.00	218.00		N/A	
Maple, Hard	120.00	211.00	234.00	128.00	235.00	265.00
Maple, Soft	111.00	199.00	220.00		N/A	
Oak, Red	113.00	199.00	220.00	121.00	221.00	249.00
Oak, White	110.00	194.00	214.00			
Paint Grade	107.00	187.00	207.00		N/A	
Paint Grade Hard Maple	110.00	191.00	211.00			
Pine	112.00	196.00	217.00			
Walnut	118.00	207.00	229.00	126.00	230.00	259.00

*Example: A front frame for a 24" wide vanity may use the same radius as Family C (24") but be priced as a Family B (18") because it is closer in size to the family B chord length. Front frames larger than Family C (24") require a quote from Special Designs.

Radius Front Frame Options Pricing		
Option	List price	Per unit
Beaded inset (1/4" and 3/8")	\$104.00	Opening
Bevel stiles	52.00	Frame
Groove for Conestoga Cabinet Systems	26.00	
Customer specific grooves	52.00	
"Non-standard" radius	52.00	
Radius horizontal middle rail	37.00	Rail
Radius vertical center stile	37.00	Stile
Wider framing 3" to 4-1/2"	15.00	Framing piece
Wider framing 4-9/16" to 10"	68.00	
Over 42" high framing piece	5.00	Lineal inch

Radius Mouldings

Conestoga's radius mouldings are an excellent complement to our radius doors and front frames. We recommend against ordering radius mouldings in lighter finishes, such as Natural or Alpine for applications adjacent to straight lengths of mouldings. Grain pattern and wood color can vary significantly between straight and radius moulding because of different manufacturing processes.

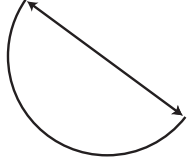
- Available radius moulding profiles are noted in section 9, Mouldings and identified with and is signified by an **i** symbol in the Pricing and Availability charts.
- Crown mouldings will be sized to fit the face of the corresponding front frame. In frameless applications the back of the moulding will align with the back of the door. The profiled edge of moulding #801 will align with the face of the door.
- Provide a cross section drawing for any "non-standard" application.
- Family A (12") mouldings are a single section. Family B (18") or C (24") mouldings are made in two separate sections. An additional 2" will be added to the length of each section for field installation.
- The Radius Moulding Pricing Chart indicates the price per section for standard radius moulding. Mouldings are considered a "standard" radius if they are sized to fit a standard radius front frame.
- Add \$52.00 for each non-standard radius. Minimum radius is 3" to the back of convex moulding. Minimum radius is 8" to the face of concave moulding. Moulding sections over 24" in length will incur an additional charge of \$5.00 per inch for every inch over 24".

Radius Moulding Pricing					
Prices are per section. Multiple sections may be required.					
Species	Batten 13, Cove 11, Scribe 14, Scribe 1809	Crown 33	Crown 6, Crown 619, Crown 801, Colonial Casing 21, Light Rail B11, Light Rail 361	Colonial Base 10, Beaded Base 381	Crown 24, Large Cove 1524
Alder	\$86.00	\$117.00	\$129.00	\$152.00	\$194.00
Birch, Red	102.00	141.00	155.00	196.00	232.00
Birch, White	80.00	110.00	121.00	152.00	182.00
Cherry	85.00	117.00	129.00	163.00	193.00
Hickory	74.00	101.00	112.00	135.00	167.00
Maple, Hard	80.00	110.00	121.00	152.00	182.00
Maple, Soft	74.00	101.00	112.00	135.00	168.00
Oak, Red	74.00	101.00	112.00	135.00	168.00
Oak, White	74.00	101.00	112.00	135.00	168.00
Paint Grade	73.00	100.00	110.00	130.00	165.00
Paint Grade Hard Maple	74.00	101.00	112.00	135.00	168.00
Pine	76.00	105.00	115.00	138.00	173.00
Walnut	83.00	114.00	126.00	152.00	189.00

*All 18" and 24" radius mouldings will be made in two sections per quarter circle.

Radius Glossary

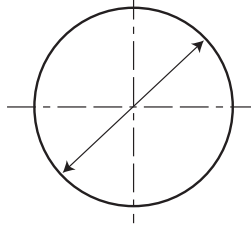
Chord



A straight line connecting two points on a curve

A chord can be measured at the face or the back of an item. Face measurement of radius product is based on a square edge for accuracy.

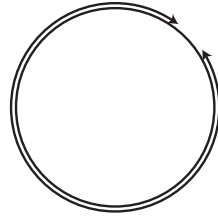
Diameter



A straight line passing through the center of the circle and connecting opposite edges.

The diameter is a specific chord. Specify the diameter as a chord length to cover a half circle.

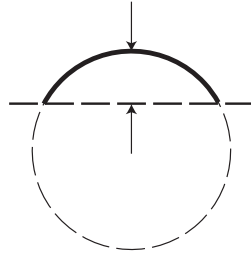
Circumference



The boundary line of a circle, or the distance around a complete circle

Radius products are a portion of a circle. An approximate quarter circle is typical, but the exact percentage of the circle will vary per application.

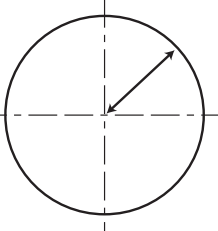
Rise



The change in elevation from the center of a chord.

A customer specific rise is available. However, a non-standard radius may be required for a specific rise.

Radius



A straight line connecting the center of a circle with any point on its circumference

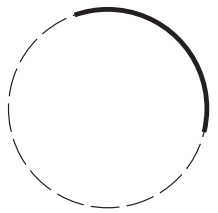
Radius products have a specific face radius. Smaller radii have tighter curves, while larger radii appear more gradual.

Product width

A dimension measured as the arc of the product face.

The product width assumes a square edge on that item for measurement purposes.

Arc



A segment of a circle

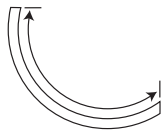
Depending on the application, multiple pieces or sections of radius product may be required to cover a certain arc. Radius product width is based on an arc.

Standard radius

Any radius listed on the chart of Conestoga standard radii.

Indicate "use standard radius if possible" if not sure that a standard radius will work for a specific application.

Concave



Pertaining to the inside of a circle

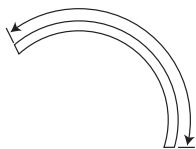
The face of this radius curves inward towards the cabinet. Concave doors used in frameless or "full overlay" applications, may require additional clearance to insure proper operation.

Non-standard radius

Any radius not listed on the chart of Conestoga standard radii.

Minimum radius depends upon the design and profiles required. There is no maximum radius, although at some point the product will appear to lose its curved distinction. Non-standard radius product incurs an upcharge over standard radius product and requires additional lead-time.

Convex



Pertaining to the outside of a circle

The face side of the radius product appears to bow out.

Reveal

The visible distance between two points.

Typically, the reveal is the distance between a door edge and cabinet edge or the distance between two doors. The reveal may be required to calculate radius product width.